


## Reusable plugs

To provide the required protection with optimum wearer comfort, earplugs need to be fitted correctly, as illustrated:

Clean fingers before fitting plugs



1. Hold the stem of the plug between finger and thumb, as above



2. With your opposite hand reach over your head and pull your ear backwards and upwards



3. Insert the plug into the ear canal

### Reusable ear plugs:



uvex whisper



uvex whisper +



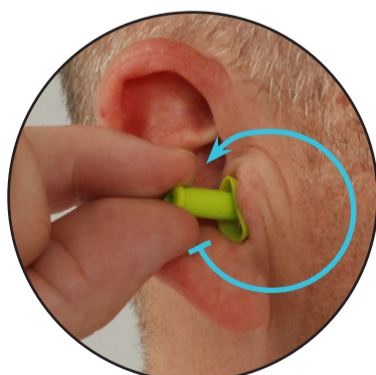
uvex whisper detec

### Cleaning your earplugs:

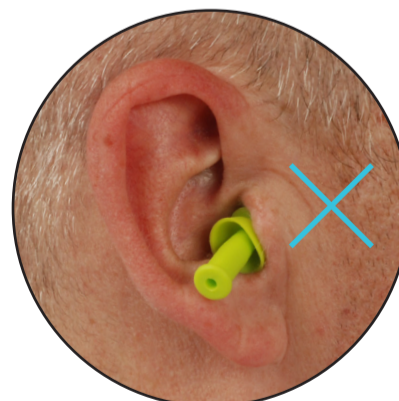
- After use, wash and clean the earplug with mild soap and water
- Make sure the plug is dry before wearing again
- Keep the earplug clean and dry when not in use in its storage box



4. Release the ear and allow it to fit the ear canal



6. To remove, grip the plug and gently twist whilst removing



5. Incorrect fit