


Roll-down plugs

To provide the required protection with optimum wearer comfort, earplugs need to be fitted correctly, as illustrated:

Clean fingers before fitting plugs



1. Roll the plug down between finger and thumb




2. With your opposite hand reach over your head and pull your ear backwards and upwards



3. Insert the rolled down plug into the ear canal

Disposable ear plugs:



com4-fit



uvex x-fit



uvex hi-com

Detectable ear plugs:



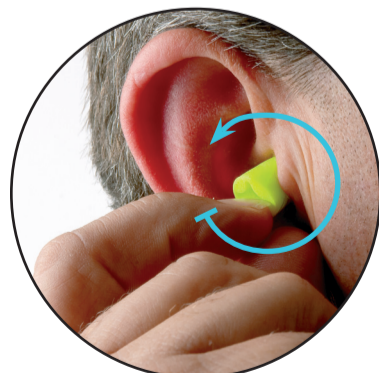
uvex x-fit detec



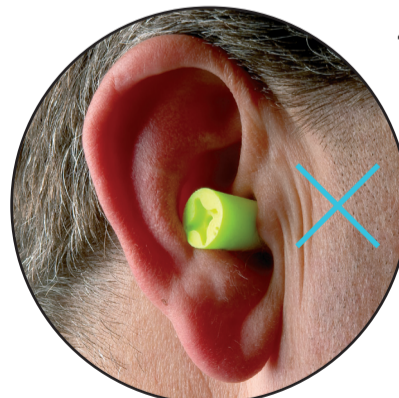
uvex hi-com detec



4. Release ear and allow plug to expand to fill the ear canal



6. To remove, grip the plug and gently twist whilst removing the plug



5. Incorrect fit